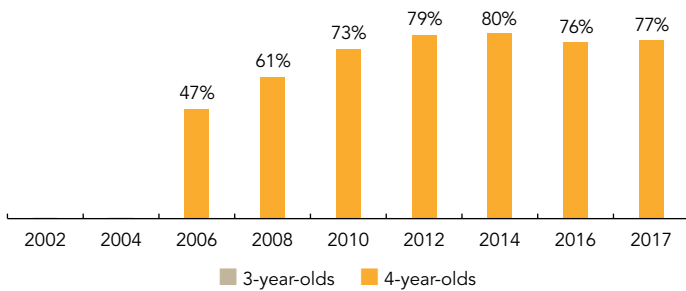
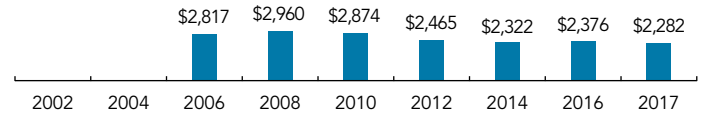


# Florida

PERCENT OF STATE POPULATION ENROLLED



STATE SPENDING PER CHILD ENROLLED (2017 DOLLARS)



Florida's Voluntary Prekindergarten (VPK) Education Program was created as a result of the 2002 state constitutional amendment requiring prekindergarten access for all of Florida's 4-year-olds. The program began operating in 2005, serving approximately 100,000 children. Since that time, the program has served more than 1.9 million children, with annual enrollment increasing to 174,252 in 2016-2017. Beginning with the 2016-2017 school year, parents may postpone enrollment of young 4-year-olds in the VPK program for a year, and consequently 5-year-olds are eligible. VPK was managed in 2013-2014 by Florida's Office of Early Learning (OEL). Florida's OEL was established as an independent agency administratively linked to the DOE, separated from Florida's Agency for Workforce Innovation in 2011.

Age-eligible children are enrolled in either a 300-hour summer program, which every school district is mandated to offer, or a school-year program totaling 540 instructional hours. Teachers in the school-year program are required to have at minimum, a Child Development Associate (CDA) degree or equivalent credential. Teachers in the summer program are required to have a bachelor's degree. In 2011, the State Board of Education approved the Florida Early Learning and Developmental Standards for Four-Year-Olds which all programs were required to meet in the 2012-2013 school year. The state is currently revising these standards and will begin implementation during the 2018-2019 school year. A variety of settings provide VPK, such as public schools, accredited nonpublic schools, licensed child care centers, accredited faith-based centers, and licensed family child care homes. The majority of children are provided services in nonpublic school settings. Regional early learning coalitions are formed to monitor programs for compliance and to administer VPK. The coalitions also distribute funds to VPK programs based on a fixed hourly rate.

The VPK program is reviewed annually as part of the legislative appropriation process and funding is determined by the legislative body. Legislation adopted in 2011 requires the State Board of Education to periodically adopt a minimum kindergarten readiness rate to assess satisfactory delivery of the VPK Education Program by providers and schools. Beginning with the 2011-2012 program year, the state redefined kindergarten readiness to require that children be rated as proficient on both the ECHOS and FAIR components of FLKRS. Starting with the 2014-2015 school year, Work Sampling was used as the sole instrument for FLKRS. VPK is assessed annually based on the Florida Kindergarten Readiness Screener (FLKRS), composed of FAIR and ECHOS, administered within the first 30 days of kindergarten, comparing children and programs that participated in VPK to those that did not. In 2015-2016, Teaching Strategies GOLD was used by all VPK providers to assess children's development in domains not covered by the VPK assessment. However, the state legislature decided against using this assessment in subsequent years. Beginning with the 2012-2013 school year, all providers were required to administer the Florida VPK assessment at the beginning and end of the school year. Results from the first and third assessment periods will be collected and used as a pre- and post-assessment to demonstrate learning gains.

Florida's School Readiness Program, a separate initiative started in 1999, expanded in 2001 by incorporating two other state programs—the Prekindergarten Early Intervention Program, which focused on young children's health, and the State Migrant Prekindergarten Program, which served 3- and 4-year-olds whose parents are migratory agricultural or fishing industry laborers. The program offers financial assistance for child care to qualified parents. This report focuses solely on the VPK program.

Please note that funding and enrollment data are current; all other information was provided and confirmed for the 2014 Yearbook. Information regarding new quality standards benchmarks was obtained through a thorough review of the Education Code, Annual Report, and other publicly available documents.

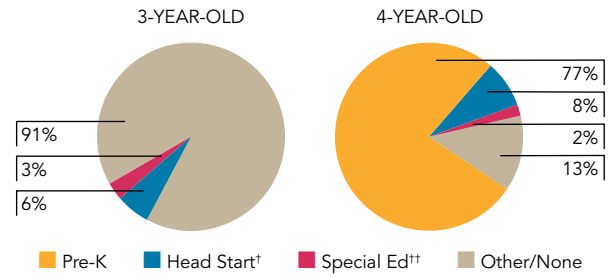
ACCESS RANKINGS		RESOURCE RANKINGS		TOTAL BENCHMARKS MET	
4-YEAR-OLDS	3-YEAR-OLDS	STATE SPENDING	ALL REPORTED SPENDING	CURRENT STANDARDS	NEW STANDARDS
2	None Served	42	43	3	2

# FLORIDA VOLUNTARY PREKINDERGARTEN PROGRAM

## ACCESS

Total state pre-K enrollment.....	174,252
School districts that offer state program.....	100%
Income requirement.....	No income requirement
Minimum hours of operation.....	Determined locally
Operating schedule.....	Determined locally
Special education enrollment, ages 3 and 4.....	22,031
Federally funded Head Start enrollment, ages 3 and 4.....	33,048
State-funded Head Start enrollment, ages 3 and 4.....	0

STATE PRE-K AND HEAD START ENROLLMENT AS PERCENTAGE OF TOTAL POPULATION



† Some Head Start children may also be counted in state pre-K.  
 \*\* Estimates children in special education not also enrolled in state pre-K or Head Start.

## QUALITY STANDARDS CHECKLIST

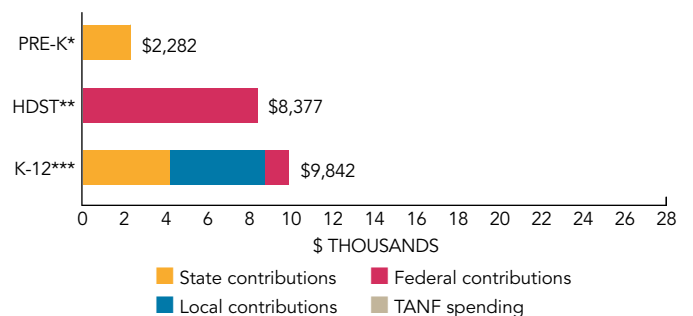
POLICY	FL PRE-K REQUIREMENT	CURRENT BENCHMARK	MEETS CURRENT BENCHMARK?	NEW BENCHMARK	MEETS NEW BENCHMARK?
Early learning & development standards	Comprehensive, aligned, supported, culturally sensitive	Comprehensive	<input checked="" type="checkbox"/>	Comprehensive, aligned, supported, culturally sensitive	<input checked="" type="checkbox"/>
Curriculum supports	Approval process	New in 2015-2016	—	Approval process & supports	<input type="checkbox"/>
Teacher degree	BA (summer); CDA or equivalent + training (school year)	BA	<input type="checkbox"/>	BA	<input type="checkbox"/>
Teacher specialized training	ECE, CD, Elementary Ed (summer); CDA (school year)	Specializing in pre-K	<input type="checkbox"/>	Specializing in pre-K	<input type="checkbox"/>
Assistant teacher degree	None	CDA or equivalent	<input type="checkbox"/>	CDA or equivalent	<input type="checkbox"/>
Staff professional development	10 hours/year (teachers only); PD plans (teachers only); Coaching	For teachers: At least 15 hours/year	<input type="checkbox"/>	For teachers & assistants: At least 15 hours/year; individual PD plans; coaching	<input type="checkbox"/>
Maximum class size	12 (summer); 20 (school year)	20 or lower	<input checked="" type="checkbox"/>	20 or lower	<input checked="" type="checkbox"/>
Staff-child ratio	1:12 (summer); 1:10 (school year)	1:10 or better	<input type="checkbox"/>	1:10 or better	<input type="checkbox"/>
Screening & referral	Determined locally	Vision, hearing, health & at least one support service	<input type="checkbox"/>	Vision, hearing & health screenings; & referral	<input type="checkbox"/>
Meals	Depends on length of program day	At least one meal/day	<input type="checkbox"/>	Discontinued	—
Monitoring/Continuous quality improvement system	Site visits	Site visits	<input checked="" type="checkbox"/>	Structured classroom observation; program improvement plan	<input type="checkbox"/>
			<b>3</b>		
				<b>2</b>	

## RESOURCES

Total state pre-K spending.....	\$397,698,606
Local match required?.....	No
State Head Start spending.....	\$0
State spending per child enrolled.....	\$2,282
All reported spending per child enrolled*.....	\$2,282

\* Pre-K programs may receive additional funds from federal or local sources that are not included in this figure.  
 \*\* Head Start per-child spending includes funding only for 3- and 4-year-olds.  
 \*\*\* K-12 expenditures include capital spending as well as current operating expenditures.

SPENDING PER CHILD ENROLLED



Note: Data on Florida's quality standards are from 2013-2014. Publicly available documents were reviewed for policy changes. Enrollment and spending information is from 2016-2017.