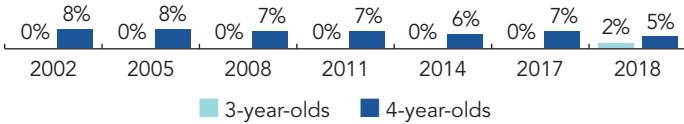
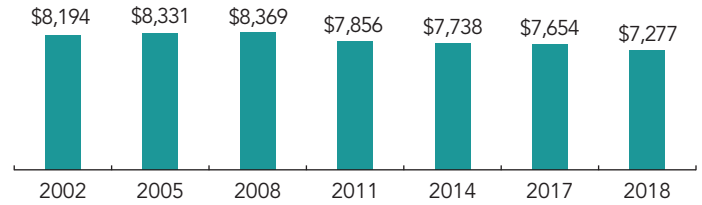


Delaware

PERCENT OF STATE POPULATION ENROLLED



STATE SPENDING PER CHILD ENROLLED (2018 DOLLARS)



OVERVIEW

Delaware preschool enrolled 845 children in 2017-2018, an increase of 14 children from the prior year. State funding totaled \$6,149,300, down \$211,224 (3%), adjusted for inflation, since last year. State spending per child equaled \$7,277 in 2017-2018, down \$377 from 2016-2017, adjusted for inflation. Delaware met 7 of 10 quality standards benchmarks.

WHAT'S NEW

In 2017-2018, the state expanded eligibility for Delaware Early Childhood Assistance Program (ECAP)-funded programs to 3-year-olds to move toward a system of continuity within the state.

The Delaware Department of Education was awarded a Preschool Development Grant Birth through Five award in 2018 for \$4.2 million. Through this opportunity, Delaware seeks to understand the experiences of families and early childhood professionals navigating the existing birth to five system through its comprehensive needs assessment. As a result, subsequent policy and identified solutions will be found through an analysis of the true needs of Delaware's children and families. The subsequent strategic plan will renew the state's current five-year early childhood strategic plan that ended in 2018.

BACKGROUND

The Delaware Early Childhood Assistance Program (ECAP) began in 1994, providing comprehensive early learning services for 4-year-olds eligible for the federal Head Start program. Eligibility expanded to 3-year-olds in 2017-2018.

Modeled after the federal Head Start program, ECAP requires participating programs to follow the federal Head Start Program Performance Standards. Ten percent of enrollment slots are reserved for children with disabilities; the majority of participating children must live in families with incomes at or below 100% FPL, but since 2007 up to 35% of enrolled children may live in households up to 130% of FPL. ECAP grants are available to for-profit child care, Head Start agencies, public schools, community-based organizations, and private and faith-based centers, based on Community Needs Assessment Data determinations.

Additional changes are expected as programs adjust policies, procedures, and practices to meet the new requirements in the 2016 update to the Head Start Program Performance Standards. Delaware is providing professional development and technical assistance to help programs meet these new standards. For example, each ECAP program is awarded a Training/Technical Assistance award to utilize towards individualized program professional development. In addition, every ECAP program is allotted funds for covering on-site training(s) provided by the Delaware Institute for Excellence in Early Childhood (DIEEC).

In 2012, Delaware began requiring all ECAP programs to participate in Delaware Stars, the state quality rating improvement system (QRIS) for early childhood programs, which is aligned with the Head Start Program Performance Standards. All ECAP programs are required to maintain at least a Star 4 rating.

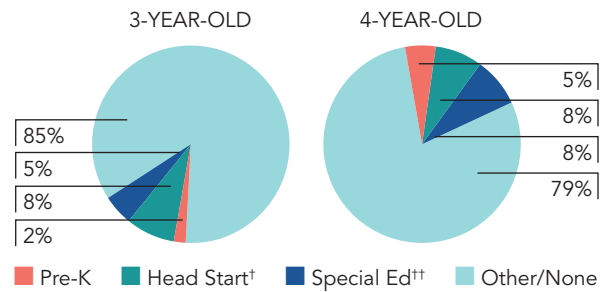
ACCESS RANKINGS		RESOURCE RANKINGS		TOTAL BENCHMARKS MET
4-YEAR-OLDS	3-YEAR-OLDS	STATE SPENDING	ALL REPORTED SPENDING	
38	20	10	21	7

DELAWARE EARLY CHILDHOOD ASSISTANCE PROGRAM (ECAP)

ACCESS

Total state pre-K enrollment	845
School districts that offer state program	100% (counties)
Income requirement	100% FPL
Minimum hours of operation	3.5 hours/day; 5 days/week
Operating schedule	Determined locally
Special education enrollment, ages 3 and 4	1,650
Federally funded Head Start enrollment, ages 3 and 4	1,369
State-funded Head Start enrollment, ages 3 and 4	295

PERCENT OF POPULATION ENROLLED IN PUBLIC ECE



[†] Some Head Start children may also be counted in state pre-K.
^{††} Estimates children in special education not also enrolled in state pre-K or Head Start.

QUALITY STANDARDS CHECKLIST

POLICY	DE PRE-K REQUIREMENT	BENCHMARK	REQUIREMENT MEETS BENCHMARK?
Early learning & development standards	Comprehensive, aligned, supported, culturally sensitive	Comprehensive, aligned, supported, culturally sensitive	<input checked="" type="checkbox"/>
Curriculum supports	Approval process & supports	Approval process & supports	<input checked="" type="checkbox"/>
Teacher degree	BA (public); AA (nonpublic)	BA	<input type="checkbox"/>
Teacher specialized training	ECE, CD, ECE SpEd	Specializing in pre-K	<input checked="" type="checkbox"/>
Assistant teacher degree	HSD (public); CDA (nonpublic)	CDA or equivalent	<input type="checkbox"/>
Staff professional development	90 hours/5 years (public teachers); 18 hours/year (nonpublic teachers & assistants); 15 hours/year (public assistants) PD plans; coaching (some teachers)	For teachers & assistants: At least 15 hours/year; individual PD plans; coaching	<input type="checkbox"/>
Maximum class size	17 (3-year-olds); 20 (4-year-olds)	20 or lower	<input checked="" type="checkbox"/>
Staff-child ratio	2:17 (3-year-olds); 1:10 (4-year-olds)	1:10 or better	<input checked="" type="checkbox"/>
Screening & referral	Vision, hearing, health & more	Vision, hearing & health screenings; & referral	<input checked="" type="checkbox"/>
Continuous quality improvement system	Structured classroom observations; Data used for program improvement	Structured classroom observations; data used for program improvement	<input checked="" type="checkbox"/>

For more information about the benchmarks, see the Executive Summary and Roadmap to State Profile Pages.

7

RESOURCES

Total state pre-K spending	\$6,149,300
Local match required?	No
State Head Start spending	Not reported
State spending per child enrolled	\$7,277
All reported spending per child enrolled*	\$7,277

* Pre-K programs may receive additional funds from federal or local sources that are not included in this figure.

** Head Start per-child spending includes funding only for 3- and 4-year-olds.

*** K-12 expenditures include capital spending as well as current operating expenditures.

SPENDING PER CHILD ENROLLED

