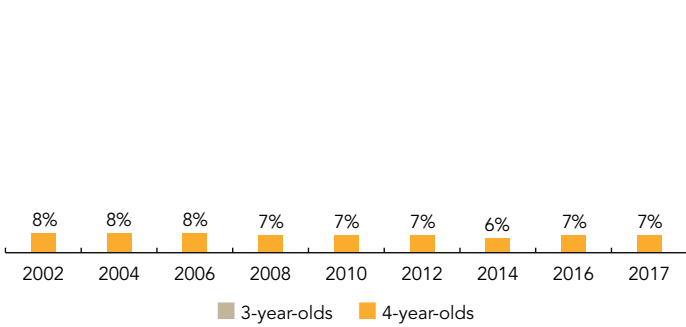
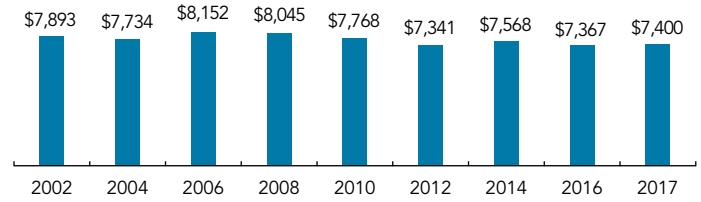


Delaware

PERCENT OF STATE POPULATION ENROLLED



STATE SPENDING PER CHILD ENROLLED (2017 DOLLARS)



Since the program began in 1994, the Delaware Early Childhood Assistance Program (ECAP) has provided comprehensive early learning services for Head Start-eligible 4-year-olds. Modeled after the federal Head Start program, ECAP requires participating programs to follow Head Start Program Performance Standards. Ten percent of enrollment slots are reserved for children with disabilities; the remainder of children must live in families whose income is at or below 100% FPL. The 2007 Head Start Reauthorization Act allowed children living in households with incomes between 100 and 130% FPL to comprise, at most, 35% of the program's funded enrollment.

Community Needs Assessment Data determine who receives ECAP grants, which are available to for-profit child care, Head Start agencies, public schools, community-based organizations, and private and faith-based centers.

Delaware Stars is the quality rating improvement system (QRIS) for early childhood programs, which aligns with the Head Start Program Performance Standards. Since December 2012, all ECAP programs must participate in the Delaware Stars QRIS. ECAP-only programs that do not receive mixed funding, if successfully monitored, can participate in an alternate pathway to QRIS and enter with a Star 4 rating. All ECAP programs are required to maintain at least a Star 4 rating.

In the 2017-2018 school year, 3-year-olds will be eligible for ECAP-funded enrollment in order to move toward a system of continuity within the state. Additional changes will occur for the 2017-2018 school year as programs adjust their policies, procedures, and practices to meet the new requirements in the 2016 update to the Head Start Program Performance Standards. The State will provide professional development and technical assistance to help programs meet these new standards.

ACCESS RANKINGS	
4-YEAR-OLDS	3-YEAR-OLDS
36	None Served

RESOURCE RANKINGS	
STATE SPENDING	ALL REPORTED SPENDING
6	14


TOTAL BENCHMARKS MET	
CURRENT STANDARDS	NEW STANDARDS
8	7

DELAWARE EARLY CHILDHOOD ASSISTANCE PROGRAM (ECAP)

ACCESS

Total state pre-K enrollment 831
 School districts that offer state program 100% (counties)
 Income requirement 100% FPL
 Minimum hours of operation 3.5 hours/day; 5 days/week
 Operating schedule Determined locally
 Special education enrollment, ages 3 and 4 1,576
 Federally funded Head Start enrollment, ages 3 and 4 1,428
 State-funded Head Start enrollment, ages 3 and 4 297

STATE PRE-K AND HEAD START ENROLLMENT AS PERCENTAGE OF TOTAL POPULATION



† Some Head Start children may also be counted in state pre-K.
 ** Estimates children in special education not also enrolled in state pre-K or Head Start.

QUALITY STANDARDS CHECKLIST

POLICY	DE PRE-K REQUIREMENT	CURRENT BENCHMARK	MEETS CURRENT BENCHMARK?	NEW BENCHMARK	MEETS NEW BENCHMARK?
Early learning & development standards	Comprehensive, aligned, supported, culturally sensitive	Comprehensive	<input checked="" type="checkbox"/>	Comprehensive, aligned, supported, culturally sensitive	<input checked="" type="checkbox"/>
Curriculum supports	Approval process & supports	New in 2015-2016	—	Approval process & supports	<input checked="" type="checkbox"/>
Teacher degree	BA (public); AA (nonpublic)	BA	<input type="checkbox"/>	BA	<input type="checkbox"/>
Teacher specialized training	ECE, CD, ECE SpEd (public); ECE, CD (nonpublic)	Specializing in pre-K	<input checked="" type="checkbox"/>	Specializing in pre-K	<input checked="" type="checkbox"/>
Assistant teacher degree	HSD	CDA or equivalent	<input type="checkbox"/>	CDA or equivalent	<input type="checkbox"/>
Staff professional development	90 hours/5 years (public teachers); 18 hours/year (non-public teachers & assistants); 15 hours/year (public assistants); PD plans; Coaching (new public teachers)	For teachers: At least 15 hours/year	<input checked="" type="checkbox"/>	For teachers & assistants: At least 15 hours/year; individual PD plans; coaching	<input type="checkbox"/>
Maximum class size	20 (4-year-olds)	20 or lower	<input checked="" type="checkbox"/>	20 or lower	<input checked="" type="checkbox"/>
Staff-child ratio	1:10 (4-year-olds)	1:10 or better	<input checked="" type="checkbox"/>	1:10 or better	<input checked="" type="checkbox"/>
Screening & referral	Vision, hearing, health & more; Support services	Vision, hearing, health & at least one support service	<input checked="" type="checkbox"/>	Vision, hearing & health screenings; & referral	<input checked="" type="checkbox"/>
Meals	At least one meal	At least one meal/day	<input checked="" type="checkbox"/>	Discontinued	—
Monitoring/Continuous quality improvement system	Structured classroom observations; Data used for program improvement	Site visits	<input checked="" type="checkbox"/>	Structured classroom observation; program improvement plan	<input checked="" type="checkbox"/>
			8		
					7

RESOURCES

Total state pre-K spending \$6,149,300
 Local match required? No
 State Head Start spending Not reported
 State spending per child enrolled \$7,400
 All reported spending per child enrolled* \$7,400

* Pre-K programs may receive additional funds from federal or local sources that are not included in this figure.
 ** Head Start per-child spending includes funding only for 3- and 4-year-olds.
 *** K-12 expenditures include capital spending as well as current operating expenditures.

SPENDING PER CHILD ENROLLED

