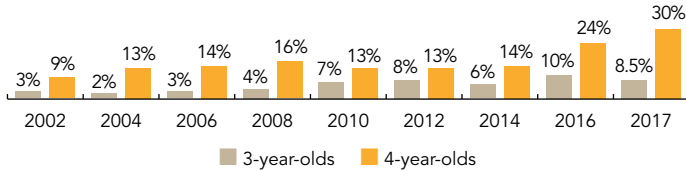


Connecticut

PERCENT OF STATE POPULATION ENROLLED



STATE SPENDING PER CHILD ENROLLED (2017 DOLLARS)



Connecticut serves prekindergarten children in three state-funded programs: School Readiness Program (SRP), Child Day Care Contracts (CDCC), and Smart Start. As of July 2013, the Connecticut Office of Early Childhood (OEC) provides oversight for these programs and has been working to better align them. Prior to the 2014-2015 school year, parent fees for participation in CDCC were re-determined every six months, which did not meet the NIEER definition of a state-funded preschool program, therefore excluding it from the Yearbook. Due to a policy change of re-calculating fees annually and the provision that allows families who become over-income to remain enrolled, CDCC is now included in the report.

SRP was founded in 1997 to increase access to early childhood programs for 3- and 4-year-olds. Financial support is available to 21 Priority School Readiness districts, as defined by legislation, and 46 Competitive School Readiness municipalities that have one or more schools in which 40% or more of the children are eligible for free or reduced-price lunch or are one of the communities identified within the 50 lowest wealth-ranked towns in the state, as defined by legislation. All families, regardless of income levels, can apply for School Readiness spaces in Competitive and Priority municipalities; however, 60% of children enrolled in each municipality must meet the income guideline of at-or-below 75% of the state median income (SMI). In 2016-2017, SRP enrolled 12,043 children in full-day, school-day, or part-day programs, a small decrease from the previous year. Fiscal year 2017 state funding decreased to \$93 million, from \$97.6 million the previous year.

Connecticut has provided funding for CDCC for 40 years through a purchase-of-service contracting system, which has been administered by OEC since 2013. CDCCs are jointly funded through state funding and the Social Service Block Grant (SSBG) and must operate for at least 10 hours per day. In 2016-2017, there were 3,897 children served through CDCCs, which includes 2,252 preschool-aged children. Eligibility requirements target children with household incomes below 75% SMI with state funding and/or children with household incomes below 200% of the federal poverty level with SSBG funds. CDCC programs, which must be licensed as a child care facility by the state, may operate under the contract held by an elementary or secondary school, nursery school, preschool, day care center, group day care home, family day care home, family resource center, Head Start program, or local or regional board of education.

Smart Start was created during the 2014 legislative session with the intent of expanding publicly funded pre-K for 3- and 4-year-olds in public school settings. Enrollment increased to 483 children in 2016-2017. Funding is distributed to local or regional boards of education through a competitive grant process. In 2016-2017, seventeen school districts received funding to offer, at minimum, a six-hour, five-day-a-week program that operated for at least 1,080 hours per year. In addition to the \$2.4 million in state funds (Tobacco Settlement dollars) for operations, \$1.1 million in state bonds were used for capital improvements.

Non-Head Start SRP, CDCC, and Smart Start programs must be NAEYC accredited. Pre-K programs operating within public schools, private child care centers, and faith-based settings have until the third anniversary of the first day children attend the program to achieve accreditation. To help prepare programs that are not accredited and to monitor quality, annual ECERS ratings by state approved raters are required.

In 2014, Connecticut was awarded a competitive federal Preschool Development Grant-Expansion. In 2016-2017, there were a total of 730 PDG-funded preschool spaces in the state, 439 were new preschool slots that operated separately from the three state-funded preschool programs, 256 spaces were dually funded in combination with SRP, and 35 spaces were dually funded with CDCC. These dually funded spaces are included in the programs' total enrollment counts.

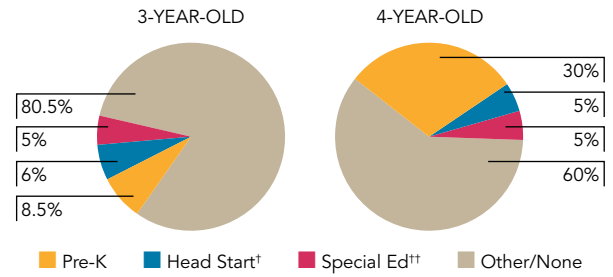
Connecticut's contribution and commitment to state-funded prekindergarten, including state expenditure and enrollment for all three state programs are summarized in the first two pages of the state profile, followed by descriptions of CDCC, SRP, and Smart Start.

CONNECTICUT STATE OVERVIEW

ACCESS

Total state pre-K enrollment.....	14,778
Special education enrollment, ages 3 and 4	5,565
Federally funded Head Start enrollment, ages 3 and 4	4,604
State-funded Head Start enrollment, ages 3 and 4.....	441

STATE PRE-K AND HEAD START ENROLLMENT AS PERCENTAGE OF TOTAL POPULATION

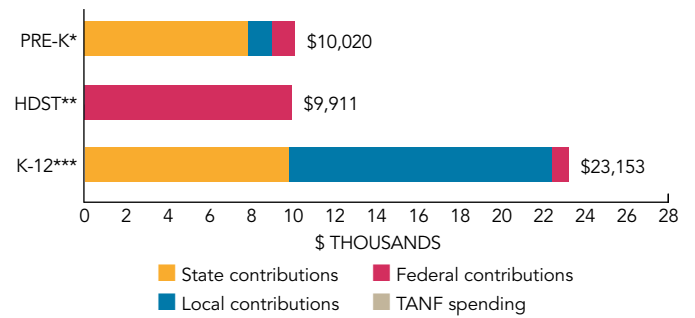


† Some Head Start children may also be counted in state pre-K (CDCC).
 ** Estimates children in special education not also enrolled in state pre-K or Head Start.

RESOURCES

Total state pre-K spending	\$115,514,745
State Head Start spending	\$5,186,978
State spending per child enrolled	\$7,817
All reported spending per child enrolled*	\$10,020

SPENDING PER CHILD ENROLLED



* Pre-K programs may receive additional funds from federal or local sources that are not included in this figure.
 ** Head Start per-child spending includes funding only for 3- and 4-year-olds.
 *** K-12 expenditures include capital spending as well as current operating expenditures.

ACCESS RANKINGS	
4-YEAR-OLDS	3-YEAR-OLDS
20	11

RESOURCE RANKINGS	
STATE SPENDING	ALL REPORTED SPENDING
5	3

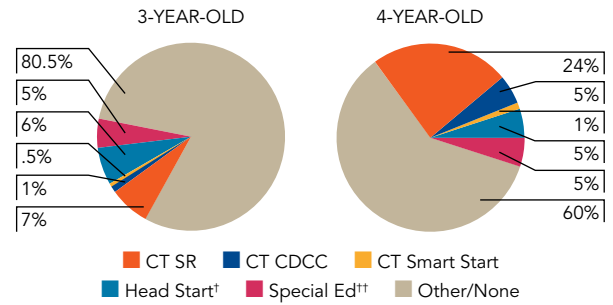
TOTAL BENCHMARKS MET	
CURRENT STANDARDS	NEW STANDARDS
5.2	4.9

CONNECTICUT CHILD DAY CARE CONTRACTS

ACCESS

Total state pre-K enrollment 2,252
 School districts that offer state program 28% (towns/communities)
 Income requirement 75% SMI
 Minimum hours of operation 10 hours/day; 5 days/week
 Operating schedule Full calendar year

STATE PRE-K AND HEAD START ENROLLMENT AS PERCENTAGE OF TOTAL POPULATION



† Some Head Start children may also be counted in state pre-K (CDCC).
 †† Estimates children in special education not also enrolled in state pre-K or Head Start.

QUALITY STANDARDS CHECKLIST

POLICY	CT CDCC REQUIREMENT	CURRENT BENCHMARK	MEETS CURRENT BENCHMARK?	NEW BENCHMARK	MEETS NEW BENCHMARK?
Early learning & development standards	Comprehensive, aligned with other state standards, supported, culturally sensitive	Comprehensive	<input checked="" type="checkbox"/>	Comprehensive, aligned, supported, culturally sensitive	<input type="checkbox"/>
Curriculum supports	Approval process & supports	New in 2015-2016	—	Approval process & supports	<input checked="" type="checkbox"/>
Teacher degree	CDA + 12 EC credits	BA	<input type="checkbox"/>	BA	<input type="checkbox"/>
Teacher specialized training	CDA + 12 EC credits	Specializing in pre-K	<input checked="" type="checkbox"/>	Specializing in pre-K	<input checked="" type="checkbox"/>
Assistant teacher degree	Based on Head Start or NAEYC	CDA or equivalent	<input type="checkbox"/>	CDA or equivalent	<input type="checkbox"/>
Staff professional development	20 hours/year; PD plans (some teachers)	For teachers: At least 15 hours/year	<input checked="" type="checkbox"/>	For teachers & assistants: At least 15 hours/year; individual PD plans; coaching	<input type="checkbox"/>
Maximum class size	20 (3- & 4-year-olds)	20 or lower	<input checked="" type="checkbox"/>	20 or lower	<input checked="" type="checkbox"/>
Staff-child ratio	1:10 (3- & 4-year-olds)	1:10 or better	<input checked="" type="checkbox"/>	1:10 or better	<input checked="" type="checkbox"/>
Screening & referral	Immunizations, full physical exam, no vision or hearing; Support services	Vision, hearing, health & at least one support service	<input type="checkbox"/>	Vision, hearing & health screenings; & referral	<input type="checkbox"/>
Meals	Breakfast, lunch, snack	At least one meal/day	<input checked="" type="checkbox"/>	Discontinued	—
Monitoring/Continuous quality improvement system	Structured classroom observations (non-accredited programs); Data used for program improvement at state level only	Site visits	<input type="checkbox"/>	Structured classroom observation; program improvement plan	<input type="checkbox"/>
			6		
				4	

RESOURCES

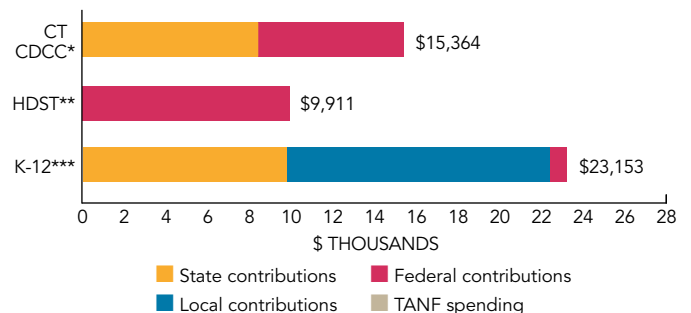
Total state pre-K spending \$18,891,519
 Local match required? No
 State spending per child enrolled \$8,389
 All reported spending per child enrolled* \$15,364

* Pre-K programs may receive additional funds from federal or local sources that are not included in this figure.

** Head Start per-child spending includes funding only for 3- and 4-year-olds.

*** K-12 expenditures include capital spending as well as current operating expenditures.

SPENDING PER CHILD ENROLLED

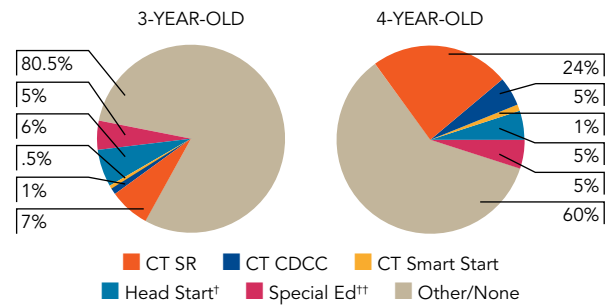


CONNECTICUT SCHOOL READINESS

ACCESS

Total state pre-K enrollment 12,043
 School districts that offer state program 40% (towns/communities)
 Income requirement 75% SMI
 Minimum hours of operation 2.5 hours/day; 5 days/week
 Operating schedule Determined locally

STATE PRE-K AND HEAD START ENROLLMENT AS PERCENTAGE OF TOTAL POPULATION



† Some Head Start children may also be counted in state pre-K (CDCC).
 †† Estimates children in special education not also enrolled in state pre-K or Head Start.

QUALITY STANDARDS CHECKLIST

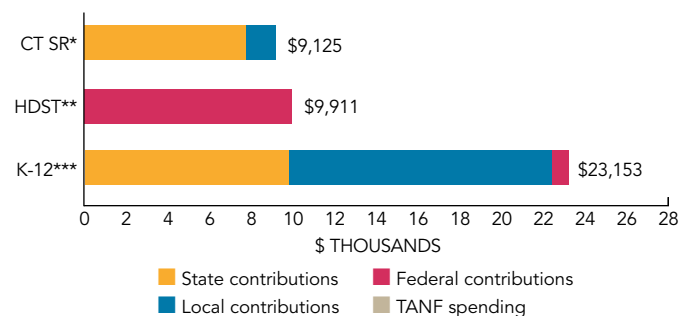
POLICY	CT SR REQUIREMENT	CURRENT BENCHMARK	MEETS CURRENT BENCHMARK?	NEW BENCHMARK	MEETS NEW BENCHMARK?
Early learning & development standards	Comprehensive, aligned, supported, culturally sensitive	Comprehensive	<input checked="" type="checkbox"/>	Comprehensive, aligned, supported, culturally sensitive	<input checked="" type="checkbox"/>
Curriculum supports	Approval process & supports	New in 2015-2016	—	Approval process & supports	<input checked="" type="checkbox"/>
Teacher degree	CDA + 12 credits	BA	<input type="checkbox"/>	BA	<input type="checkbox"/>
Teacher specialized training	CDA + 12 credits	Specializing in pre-K	<input checked="" type="checkbox"/>	Specializing in pre-K	<input checked="" type="checkbox"/>
Assistant teacher degree	HSD (public); Based on Head Start or NAEYC (nonpublic)	CDA or equivalent	<input type="checkbox"/>	CDA or equivalent	<input type="checkbox"/>
Staff professional development	9 hours/year (teachers only); PD plans (some teachers)	For teachers: At least 15 hours/year	<input type="checkbox"/>	For teachers & assistants: At least 15 hours/year; individual PD plans; coaching	<input type="checkbox"/>
Maximum class size	20 (3- & 4-year-olds)	20 or lower	<input checked="" type="checkbox"/>	20 or lower	<input checked="" type="checkbox"/>
Staff-child ratio	1:10 (3- & 4-year-olds)	1:10 or better	<input checked="" type="checkbox"/>	1:10 or better	<input checked="" type="checkbox"/>
Screening & referral	Referral only; Support services	Vision, hearing, health & at least one support service	<input type="checkbox"/>	Vision, hearing & health screenings; & referral	<input type="checkbox"/>
Meals	Depends on length of program day	At least one meal/day	<input type="checkbox"/>	Discontinued	—
Monitoring/Continuous quality improvement system	Structured classroom observations (non-accredited programs); Site visits; Data used for program improvement	Site visits	<input checked="" type="checkbox"/>	Structured classroom observation; program improvement plan	<input type="checkbox"/>
			5		
				5	

RESOURCES

Total state pre-K spending \$93,035,775
 Local match required? No
 State spending per child enrolled \$7,725
 All reported spending per child enrolled* \$9,125

* Pre-K programs may receive additional funds from federal or local sources that are not included in this figure.
 ** Head Start per-child spending includes funding only for 3- and 4-year-olds.
 *** K-12 expenditures include capital spending as well as current operating expenditures.

SPENDING PER CHILD ENROLLED

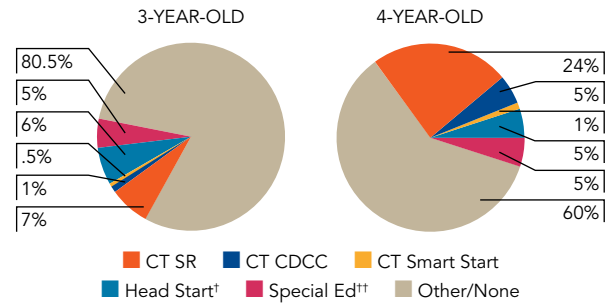


CONNECTICUT SMART START

ACCESS

Total state pre-K enrollment 483
 School districts that offer state program 10% (towns/communities)
 Income requirement No income requirement
 Minimum hours of operation 6 hours/day; 5 days/week
 Operating schedule School or academic year

STATE PRE-K AND HEAD START ENROLLMENT AS PERCENTAGE OF TOTAL POPULATION



† Some Head Start children may also be counted in state pre-K (CDCC).
 †† Estimates children in special education not also enrolled in state pre-K or Head Start.

QUALITY STANDARDS CHECKLIST

POLICY	CT SMART START REQUIREMENT	CURRENT BENCHMARK	MEETS CURRENT BENCHMARK?	NEW BENCHMARK	MEETS NEW BENCHMARK?
Early learning & development standards	Comprehensive, aligned, supported, culturally sensitive	Comprehensive	<input checked="" type="checkbox"/>	Comprehensive, aligned, supported, culturally sensitive	<input checked="" type="checkbox"/>
Curriculum supports	Approval process & supports	New in 2015-2016	—	Approval process & supports	<input checked="" type="checkbox"/>
Teacher degree	BA	BA	<input checked="" type="checkbox"/>	BA	<input checked="" type="checkbox"/>
Teacher specialized training	Pre-K or EC	Specializing in pre-K	<input checked="" type="checkbox"/>	Specializing in pre-K	<input checked="" type="checkbox"/>
Assistant teacher degree	HSD	CDA or equivalent	<input type="checkbox"/>	CDA or equivalent	<input type="checkbox"/>
Staff professional development	PD plans (teachers only)	For teachers: At least 15 hours/year	<input type="checkbox"/>	For teachers & assistants: At least 15 hours/year; individual PD plans; coaching	<input type="checkbox"/>
Maximum class size	18 (3- & 4-year-olds)	20 or lower	<input checked="" type="checkbox"/>	20 or lower	<input checked="" type="checkbox"/>
Staff-child ratio	1:9 (3- & 4-year-olds)	1:10 or better	<input checked="" type="checkbox"/>	1:10 or better	<input checked="" type="checkbox"/>
Screening & referral	None	Vision, hearing, health & at least one support service	<input type="checkbox"/>	Vision, hearing & health screenings; & referral	<input type="checkbox"/>
Meals	None	At least one meal/day	<input type="checkbox"/>	Discontinued	—
Monitoring/Continuous quality improvement system	Structured classroom observations (non-accredited programs); Data used for program improvement	Site visits	<input type="checkbox"/>	Structured classroom observation; program improvement plan	<input type="checkbox"/>
			5		
				6	

RESOURCES

Total state pre-K spending \$3,587,451
 Local match required? No
 State spending per child enrolled \$7,427
 All reported spending per child enrolled* \$7,427

* Pre-K programs may receive additional funds from federal or local sources that are not included in this figure.
 ** Head Start per-child spending includes funding only for 3- and 4-year-olds.
 *** K-12 expenditures include capital spending as well as current operating expenditures.

SPENDING PER CHILD ENROLLED

