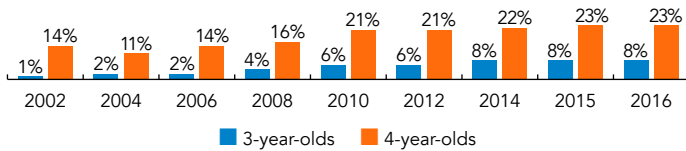
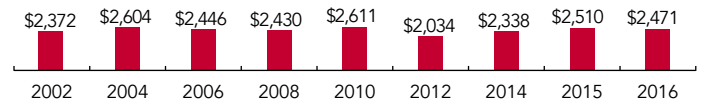


Colorado

PERCENT OF STATE POPULATION ENROLLED



STATE SPENDING PER CHILD ENROLLED (2016 DOLLARS)



The Colorado Preschool Program (CPP) was launched in 1988 in an effort to target 3- and 4-year-olds in need of language development support, with the goal of lowering dropout rates and reducing dependence on public assistance. In 1992, CPP became a permanent program and expanded its target population to all children who lack overall school readiness due to family risk factors. Risk factors for eligibility are defined in statute and include eligibility for free- or reduced-price meals, being a dual language learner, being in foster care, a family history of abuse or neglect, homelessness, low parental education levels, parental substance abuse, or having a teen parent, as well as locally determined risk factors. Four-year-olds must meet at least one risk factor to enroll in CPP, while 3-year-olds are required to meet a minimum of three risk factors.

During the 2013 legislative session, the Colorado legislature created a new type of CPP slot known as the Early Childhood At-Risk Enhancement, or ECARE, slot. The intention of this new approach was to allow school districts more flexibility. ECARE slots may be used to fund half-day pre-K, full-day pre-K, or full-day kindergarten. School districts may change the usage of their allotted ECARE slots from year to year, based on the needs of their early childhood population. In the 2015-2016 school year, 98% of the 178 school districts in Colorado offered CPP. Two types of slots can be allocated to districts: CPP slots, which can be used to serve eligible pre-K students, and ECARE slots which can be used to serve pre-K students or to provide full-day opportunities for eligible kindergartners. Two half-day slots can be combined to create full-day opportunities for pre-K children with very high needs. In the 2015-2016 school year, 21,496 pre-K children attended CPP/ECARE, a slight decrease from the previous year.

Schools may subcontract with private child care centers, Head Start, or other community-based or public agencies. The Charter School Institute also participates in the Colorado Preschool Program as a direct recipient of funds. Funding is awarded competitively with priority given to districts not currently participating in CPP. CPP may use additional funding sources, such as federal Head Start money, to extend the program day, supplement services, or provide wraparound care.

CPP funding is determined through the Colorado school finance formula, with preschoolers receiving half the amount of students in grades 1 through 12 given that they receive half-day programming. These funds are distributed directly to public schools, which are given a predetermined number of half-day slots to serve eligible children. Beginning in 2010-2012, the state enacted consecutive budget cuts, including a reduction in funding available for K-12 students. During those years, funding for CPP dropped by \$6 million to \$67 million. Funding for CPP has since recovered, with total state and local funding (through a required local match) in 2015-2016 at \$86 million.

ACCESS RANKINGS	
4-YEAR-OLDS	3-YEAR-OLDS
24	11

RESOURCE RANKINGS	
STATE SPENDING	ALL REPORTED SPENDING
39	35

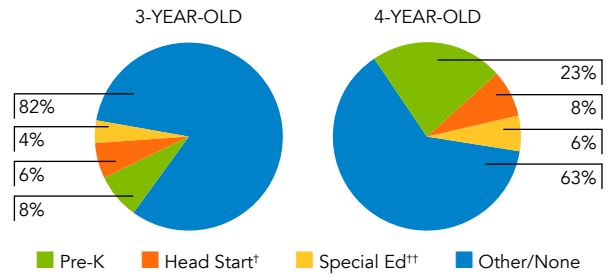
TOTAL BENCHMARKS MET	
CURRENT STANDARDS	NEW STANDARDS
6	5

COLORADO PRESCHOOL PROGRAM

ACCESS

Total state pre-K enrollment.....	21,496
School districts that offer state program	98%
Income requirement	185% FPL
Minimum hours of operation.....	2.5 hours/day
Operating schedule.....	School or academic year
Special education enrollment, ages 3 and 4	7,666
Federally funded Head Start enrollment, ages 3 and 4	9,033
State-funded Head Start enrollment, ages 3 and 4.....	0

STATE PRE-K AND HEAD START ENROLLMENT AS PERCENTAGE OF TOTAL POPULATION



† Some Head Start children may also be counted in state pre-K.
 †† Estimates children in special education not also enrolled in state pre-K or Head Start.

POLICY	CO PRE-K REQUIREMENT	CURRENT BENCHMARK	MEETS CURRENT BENCHMARK?	NEW BENCHMARK	MEETS NEW BENCHMARK?
Early learning & development standards	Comprehensive, aligned, supported, culturally sensitive	Comprehensive	<input checked="" type="checkbox"/>	Comprehensive, aligned, supported, culturally sensitive	<input checked="" type="checkbox"/>
Curriculum supports	Approval process & supports	New in 2015-2016	—	Approval process & supports	<input checked="" type="checkbox"/>
Teacher degree	CDA	BA	<input type="checkbox"/>	BA	<input type="checkbox"/>
Teacher specialized training	CDA	Specializing in pre-K	<input checked="" type="checkbox"/>	Specializing in pre-K	<input checked="" type="checkbox"/>
Assistant teacher degree	None ¹¹	CDA or equivalent	<input type="checkbox"/>	CDA or equivalent	<input type="checkbox"/>
Staff professional development	15 hours/year (teachers only)	For teachers: At least 15 hours/year	<input checked="" type="checkbox"/>	For teachers & assistants: At least 15 hours/year; individual PD plans; coaching	<input type="checkbox"/>
Maximum class size	16 (3- & 4-year-olds)	20 or lower	<input checked="" type="checkbox"/>	20 or lower	<input checked="" type="checkbox"/>
Staff-child ratio	1:8 (3- & 4-year-olds)	1:10 or better	<input checked="" type="checkbox"/>	1:10 or better	<input checked="" type="checkbox"/>
Screening & referral	Support services ⁹	Vision, hearing, health & at least one support service	<input type="checkbox"/>	Vision, hearing & health screenings; & referral	<input type="checkbox"/>
Meals	Depends on length of program day ⁷	At least one meal/day	<input type="checkbox"/>	Discontinued	—
Monitoring/Continuous quality improvement system	Improvement plan; Site visits	Site visits	<input checked="" type="checkbox"/>	Structured classroom observation; program improvement plan	<input type="checkbox"/>
			6		
					5

RESOURCES

Total state pre-K spending	\$53,126,288
Local match required?	Yes
State Head Start spending	\$0
State spending per child enrolled	\$2,471
All reported spending per child enrolled*	\$4,001

* Pre-K programs may receive additional funds from federal or local sources that are not included in this figure.
 ** Head Start per-child spending includes funding only for 3- and 4-year-olds.
 *** K-12 expenditures include capital spending as well as current operating expenditures.

SPENDING PER CHILD ENROLLED

