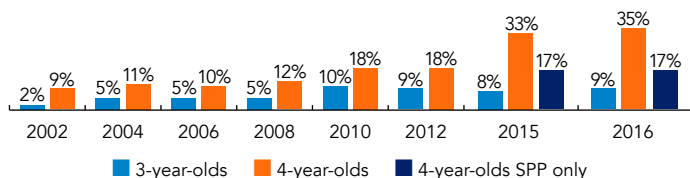
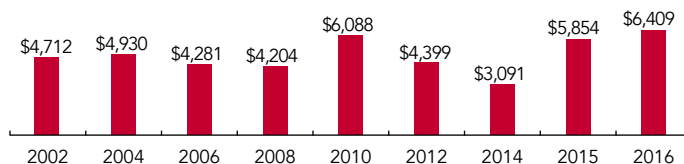


California

PERCENT OF STATE POPULATION ENROLLED



STATE SPENDING PER CHILD ENROLLED
(2016 DOLLARS)



In 2008, the California State Preschool Program Act consolidated several early childhood initiatives into one funding stream, resulting in the California State Preschool Program (CSPP). CSPP encompasses: (1) the CSPP that began in 1965 and provided preschool services to children at risk for neglect, abuse, family violence, or who were receiving protective services; (2) the Prekindergarten and Family Literacy Program (PKFLP), which began in 2007 and added a literacy component to CSPP; and (3) General Child Care programs. CSPP provides both part- and full-day preschool to 3- and 4-year-olds with a family income at or below 70% of the state median income. Children who are at risk of abuse, neglect, or exploitation, receiving protective services, homeless, or receiving CalWORKS cash aid are also eligible to attend.

State spending on CSPP increased almost \$109 million from the 2014-2015 to 2015-2016 school year due to funding shifts enabling all CSPP programs operated by local educational agencies to be funded entirely with state funding. Federal funding decreased but there was a net increase in total spending. CSPP awards funding through a competitive application process to school districts, private and faith-based agencies, and Head Start programs. Children are served in either full-day or part-day programs, depending on family eligibility and need. Children must remain eligible throughout the year to receive full-day services but can remain in part-day programs regardless of changes to eligibility. Teachers are required to have California Child Development Associate Teacher Permits, and can receive grants for professional learning. CSPP classrooms receive structured quality observations using the Early Childhood Environment Rating Scale, Revised Edition (ECERS-R) at least once a year.

California Transitional Kindergarten (TK) began during the 2012-2013 school year as a result of California's Kindergarten Readiness Act of 2010 which moved the kindergarten eligibility age from December 2 to September 1 so that all children would be 5 years old when entering kindergarten. TK was also authorized as part of California's Kindergarten Readiness Act of 2010 and is the first year of a two-year kindergarten program for children born between September 2 and December 2. TK follows kindergarten regulations for class size, teacher qualifications, standards, funding, and serving English language learners. TK is profiled as a separate preschool program for the first time in this report.

The California Preschool Learning Foundations, which provide guidance to both CSPP and TK are aligned with the Common Core State Standards, California Infant and Toddler Learning and Development Foundations, California Content Standards, and the Head Start Child Development and Early Learning Framework.

Using various local and state funding sources, the California Quality Rating and Improvement System (CA-QRIS) Consortium was established to continue the work done through California's Federal Race to the Top—Early Learning Challenge (RTT-ELC) grant. The RTT-ELC grant charged the Regional Leadership Consortia with incorporating a locally driven QRIS to improve the quality of early learning programs throughout the state. The goal of the QRIS is to ensure that children in California have access to high quality programs so they thrive in their early learning settings and succeed in kindergarten and beyond. The CA-QRIS Consortium strives to improve the quality of early learning in three areas of program quality: child development and readiness for school, teachers and teaching, and program and environment quality. The \$50 million dedicated to the CSPP QRIS Block Grant is intended to build on the local QRIS efforts of current lead agencies and their consortia and to raise the quality of CSPP.

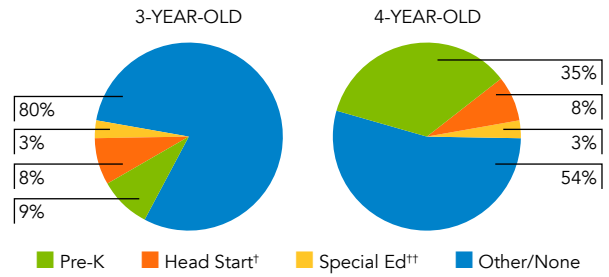
California's overall support for state-funded preschool, including enrollment and funding for both CSPP and TK, is depicted in the first two pages of this state profile. The third page focuses solely on CSPP and the fourth page provides information on TK.

CALIFORNIA STATE OVERVIEW

ACCESS

Total state pre-K enrollment.....	223,921
Special education enrollment, ages 3 and 4	46,605
Federally funded Head Start enrollment, ages 3 and 4	79,814
State-funded Head Start enrollment, ages 3 and 4.....	0

STATE PRE-K AND HEAD START ENROLLMENT AS PERCENTAGE OF TOTAL POPULATION

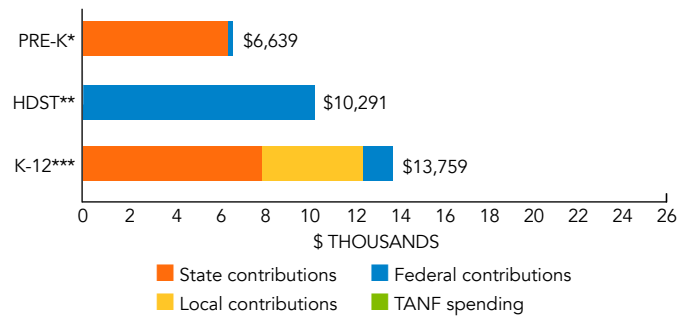


† Some Head Start children may also be counted in state pre-K.
 ** Estimates children in special education not also enrolled in state pre-K or Head Start.

RESOURCES

Total state pre-K spending	\$1,435,006,076
State Head Start spending	\$0
State spending per child enrolled	\$6,409
All reported spending per child enrolled*	\$6,639

SPENDING PER CHILD ENROLLED



* Pre-K programs may receive additional funds from federal or local sources that are not included in this figure.
 ** Head Start per-child spending includes funding only for 3- and 4-year-olds.
 *** K-12 expenditures include capital spending as well as current operating expenditures.

ACCESS RANKINGS	
4-YEAR-OLDS	3-YEAR-OLDS
14	10

RESOURCE RANKINGS	
STATE SPENDING	ALL REPORTED SPENDING
14	21

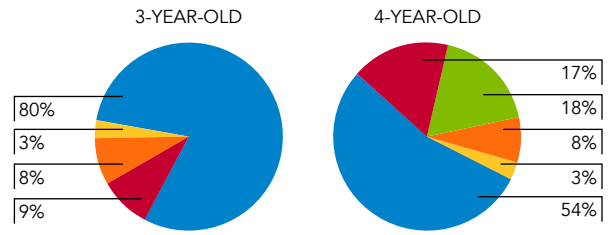
TOTAL BENCHMARKS MET	
CURRENT STANDARDS	NEW STANDARDS
44	44

CALIFORNIA STATE PRESCHOOL PROGRAM

ACCESS

Total state pre-K enrollment 133,984
 School districts that offer state program 97% (counties/parishes)
 Income requirement 70% SMI
 Minimum hours of operation 3 hours/day; 5 days/week
 Operating schedule Determined locally
 Special education enrollment, ages 3 and 4 46,605
 Federally funded Head Start enrollment, ages 3 and 4 79,814

STATE PRE-K AND HEAD START ENROLLMENT AS PERCENTAGE OF TOTAL POPULATION



■ CA SPP ■ CA TK ■ Head Start† ■ Special Ed†† ■ Other/None
 † Some Head Start children may also be counted in state pre-K.
 †† Estimates children in special education not also enrolled in state pre-K or Head Start.

QUALITY STANDARDS CHECKLIST

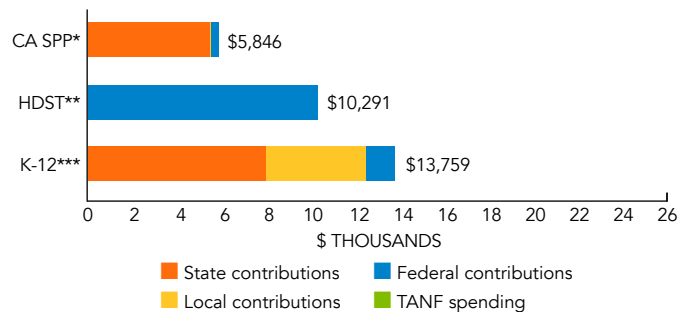
POLICY	CA SPP REQUIREMENT	CURRENT BENCHMARK	MEETS CURRENT BENCHMARK?	NEW BENCHMARK	MEETS NEW BENCHMARK?
Early learning & development standards	Comprehensive, aligned, supported, culturally sensitive	Comprehensive	<input checked="" type="checkbox"/>	Comprehensive, aligned, supported, culturally sensitive	<input checked="" type="checkbox"/>
Curriculum supports	Approval process & supports	New in 2015-2016	—	Approval process & supports	<input checked="" type="checkbox"/>
Teacher degree	California Child Development Associate Teacher Permit	BA	<input type="checkbox"/>	BA	<input type="checkbox"/>
Teacher specialized training	ECE, CD	Specializing in pre-K	<input checked="" type="checkbox"/>	Specializing in pre-K	<input checked="" type="checkbox"/>
Assistant teacher degree	HSD	CDA or equivalent	<input type="checkbox"/>	CDA or equivalent	<input type="checkbox"/>
Staff professional development	105 hours/5 years	For teachers: At least 15 hours/year	<input checked="" type="checkbox"/>	For teachers & assistants: At least 15 hours/year; individual PD plans; coaching	<input type="checkbox"/>
Maximum class size	No limit (3- & 4-year-olds) ¹¹	20 or lower	<input type="checkbox"/>	20 or lower	<input type="checkbox"/>
Staff-child ratio	1:8 (3- & 4-year-olds)	1:10 or better	<input checked="" type="checkbox"/>	1:10 or better	<input checked="" type="checkbox"/>
Screening & referral	Immunizations, full physical exam (includes vision & hearing); Support services	Vision, hearing, health & at least one support service	<input checked="" type="checkbox"/>	Vision, hearing & health screenings; & referral	<input checked="" type="checkbox"/>
Meals	Depends on length of program day ¹²	At least one meal/day	<input type="checkbox"/>	Discontinued	—
Monitoring/Continuous quality improvement system	Annual structured classroom observations; Improvement plan	Site visits	<input checked="" type="checkbox"/>	Structured classroom observation; program improvement plan	<input checked="" type="checkbox"/>
			6		
				6	

RESOURCES

Total state pre-K spending \$731,698,736
 Local match required? No
 State spending per child enrolled \$5,461
 All reported spending per child enrolled* \$5,846

* Pre-K programs may receive additional funds from federal or local sources that are not included in this figure.
 ** Head Start per-child spending includes funding only for 3- and 4-year-olds.
 *** K-12 expenditures include capital spending as well as current operating expenditures.

SPENDING PER CHILD ENROLLED

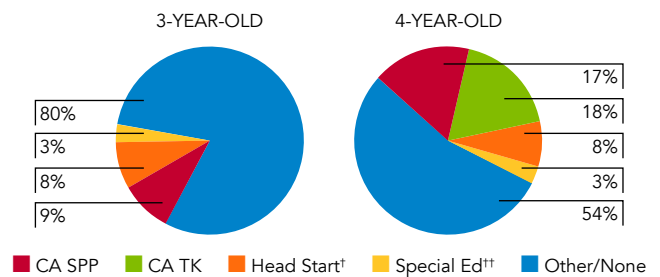


CALIFORNIA TRANSITIONAL KINDERGARTEN (TK)

ACCESS

Total state pre-K enrollment	89,937
School districts that offer state program	95% (counties/parishes)
Income requirement	No income requirement
Minimum hours of operation	3 hours/day; 5 days/week
Operating schedule	School or academic year
Special education enrollment, ages 3 and 4	46,605
Federally funded Head Start enrollment, ages 3 and 4	79,814

STATE PRE-K AND HEAD START ENROLLMENT AS PERCENTAGE OF TOTAL POPULATION



■ CA SPP ■ CA TK ■ Head Start† ■ Special Ed†† ■ Other/None
 † Some Head Start children may also be counted in state pre-K.
 †† Estimates children in special education not also enrolled in state pre-K or Head Start.

QUALITY STANDARDS CHECKLIST

POLICY	CA TK REQUIREMENT	CURRENT BENCHMARK	MEETS CURRENT BENCHMARK?	NEW BENCHMARK	MEETS NEW BENCHMARK?
Early learning & development standards	Comprehensive, aligned with other state standards, supported, culturally sensitive	Comprehensive	<input checked="" type="checkbox"/>	Comprehensive, aligned, supported, culturally sensitive	<input type="checkbox"/>
Curriculum supports	Approval process & supports	New in 2015-2016	—	Approval process & supports	<input checked="" type="checkbox"/>
Teacher degree	BA	BA	<input checked="" type="checkbox"/>	BA	<input checked="" type="checkbox"/>
Teacher specialized training	ECE, CD, Elementary Ed ¹¹	Specializing in pre-K	<input type="checkbox"/>	Specializing in pre-K	<input type="checkbox"/>
Assistant teacher degree	HSD ¹²	CDA or equivalent	<input type="checkbox"/>	CDA or equivalent	<input type="checkbox"/>
Staff professional development	Determined locally	For teachers: At least 15 hours/year	<input type="checkbox"/>	For teachers & assistants: At least 15 hours/year; individual PD plans; coaching	<input type="checkbox"/>
Maximum class size	33 (4-year-olds)	20 or lower	<input type="checkbox"/>	20 or lower	<input type="checkbox"/>
Staff-child ratio	1:33 (4-year-olds)	1:10 or better	<input type="checkbox"/>	1:10 or better	<input type="checkbox"/>
Screening & referral	Support services ⁶	Vision, hearing, health & at least one support service	<input type="checkbox"/>	Vision, hearing & health screenings; & referral	<input type="checkbox"/>
Meals	At least one meal/day to children who qualify for FRPL ⁵	At least one meal/day	<input type="checkbox"/>	Discontinued	—
Monitoring/ Continuous quality improvement system	Improvement plan	Site visits	<input type="checkbox"/>	Structured classroom observation; program improvement plan	<input type="checkbox"/>
			<input type="checkbox" value="2"/>		
			<input type="checkbox" value="2"/>		

RESOURCES

Total state pre-K spending	\$703,307,340
Local match required?	No
State spending per child enrolled	\$7,820
All reported spending per child enrolled*	\$7,820

* Pre-K programs may receive additional funds from federal or local sources that are not included in this figure.
 ** Head Start per-child spending includes funding only for 3- and 4-year-olds.
 *** K-12 expenditures include capital spending as well as current operating expenditures.

SPENDING PER CHILD ENROLLED

