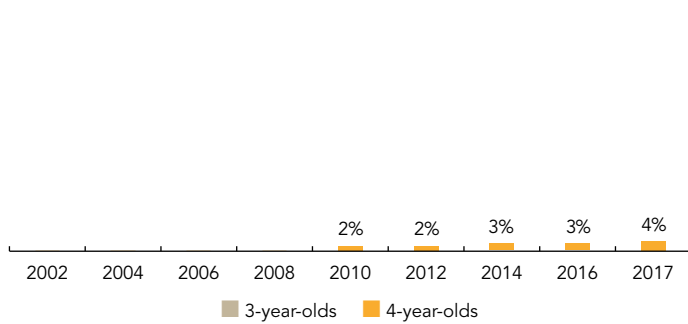
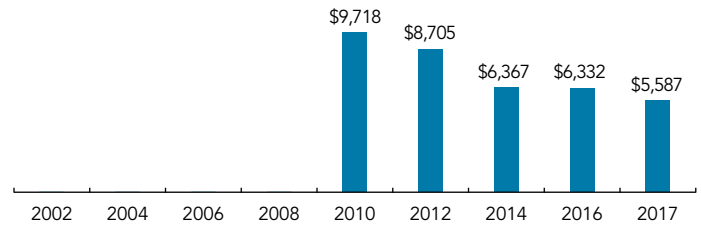


Alaska

PERCENT OF STATE POPULATION ENROLLED



STATE SPENDING PER CHILD ENROLLED (2017 DOLLARS)



The Alaska Pre-Elementary program, previously called the Alaska Pre-Kindergarten Program, is available to 4-year-olds in 11 school districts and has been operating since the 2009-2010 school year. Previously, a majority of programs operated in combined public school and Head Start programs. In the 2015-2016 school year, Alaska changed the way the competitive grants are offered to include two types of grantees. The three-year renewal grants allow grantees that were previously receiving funding to design programs based on community needs. Districts that have never received grants are eligible to apply for a one-year pre-elementary development grant. Development grants are geared toward strategic planning to begin implementing or support existing Pre-Elementary goals until they can be switched to renewal grants.

The Alaska Pre-Elementary program shifted from pilot status in the 2011-2012 school year with a change in funding and recompetition for state grants in fiscal year 2013. Funding is granted to public schools that may subcontract with Head Start programs. The state pre-K program had a total budget of \$2.5 million and served children in eight districts for the 2012-2013 school year. There was an \$800,000 drop in funding in the 2013-2014 school year, so fewer children were served that year. Although pre-K funding was slated for closure in 2014-2015, supporters were successful in providing grant extensions for two full years. Despite this, budget reductions have continued to be a challenge within the state. The switch to renewal grants and pre-elementary development grants was in response to funding challenges in order to help local communities develop and support preschool programs. These changes were a result of inconsistent funding for prekindergarten over the last few years which also affected program implementation and quality. Alaska receives no federal funding for the prekindergarten program. Funding goes directly to school districts, leaving minimal funding for program support, monitoring, or evaluation.

The Teaching Strategies GOLD assessment was piloted by the state during the 2011-2012 school year: the assessment was done three times per year in two-thirds of the programs. The state required its use for all grantees in the new competition. An evaluation of the program was completed in the 2010-2011 school year, assessing process quality as well as program impact and child outcomes based on pre-and post-assessments using the DIAL II, PPVT, and ECERS instruments.

Alaska has offered a supplement to federally recognized Head Start programs since the 1980s. During the 2016-2017 program year, the state provided \$6.8 million to support Head Start programs in Alaska. The financial support is part of an effort to develop program quality through school readiness activities and professional improvement. The funds also offer admission to additional children and families whenever possible.

ACCESS RANKINGS	
4-YEAR-OLDS	3-YEAR-OLDS
40	None Served

RESOURCE RANKINGS	
STATE SPENDING	ALL REPORTED SPENDING
16	28

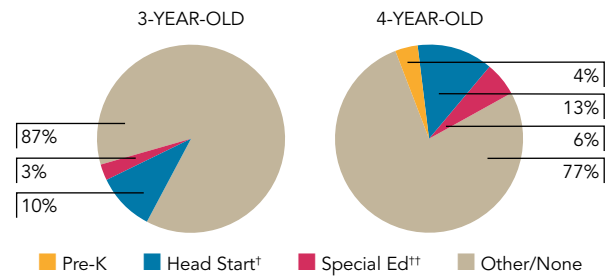
TOTAL BENCHMARKS MET	
CURRENT STANDARDS	NEW STANDARDS
8	7

ALASKA PRE-ELEMENTARY

ACCESS

Total state pre-K enrollment.....	358
School districts that offer state program	20%
Income requirement	No income requirement
Minimum hours of operation.....	Determined locally
Operating schedule.....	Determined locally
Special education enrollment, ages 3 and 4	1,293
Federally funded Head Start enrollment, ages 3 and 4	2,358
State-funded Head Start enrollment, ages 3 and 4.....	142

STATE PRE-K AND HEAD START ENROLLMENT AS PERCENTAGE OF TOTAL POPULATION



† Estimates children in Head Start not also enrolled in state pre-K.
 ** Estimates children in special education not also enrolled in state pre-K or Head Start.

QUALITY STANDARDS CHECKLIST

POLICY	AK PRE-K REQUIREMENT	CURRENT BENCHMARK	MEETS CURRENT BENCHMARK?	NEW BENCHMARK	MEETS NEW BENCHMARK?
Early learning & development standards	Comprehensive, aligned, supported, culturally sensitive	Comprehensive	<input checked="" type="checkbox"/>	Comprehensive, aligned, supported, culturally sensitive	<input checked="" type="checkbox"/>
Curriculum supports	Approval process & supports	New in 2015-2016	—	Approval process & supports	<input checked="" type="checkbox"/>
Teacher degree	BA	BA	<input checked="" type="checkbox"/>	BA	<input checked="" type="checkbox"/>
Teacher specialized training	ECE	Specializing in pre-K	<input checked="" type="checkbox"/>	Specializing in pre-K	<input checked="" type="checkbox"/>
Assistant teacher degree	CDA, 12 ECE credits, AA in ECE	CDA or equivalent	<input checked="" type="checkbox"/>	CDA or equivalent	<input checked="" type="checkbox"/>
Staff professional development	6 credit hours/5 years (teachers only); PD plans; Voluntary coaching	For teachers: At least 15 hours/year	<input checked="" type="checkbox"/>	For teachers & assistants: At least 15 hours/year; individual PD plans; coaching	<input type="checkbox"/>
Maximum class size	20 (4-year-olds)	20 or lower	<input checked="" type="checkbox"/>	20 or lower	<input checked="" type="checkbox"/>
Staff-child ratio	1:10 (4-year-olds)	1:10 or better	<input checked="" type="checkbox"/>	1:10 or better	<input checked="" type="checkbox"/>
Screening & referral	None	Vision, hearing, health & at least one support service	<input type="checkbox"/>	Vision, hearing & health screenings; & referral	<input type="checkbox"/>
Meals	Determined locally	At least one meal/day	<input type="checkbox"/>	Discontinued	—
Monitoring/Continuous quality improvement system	Site visits	Site visits	<input checked="" type="checkbox"/>	Structured classroom observation; program improvement plan	<input type="checkbox"/>
			8		
					7

RESOURCES

Total state pre-K spending	\$2,000,000
Local match required?	No
State Head Start spending	\$6,852,991
State spending per child enrolled	\$5,587
All reported spending per child enrolled*	\$5,587

* Pre-K programs may receive additional funds from federal or local sources that are not included in this figure.

** Head Start per-child spending includes funding only for 3- and 4-year-olds.

*** K-12 expenditures include capital spending as well as current operating expenditures.

SPENDING PER CHILD ENROLLED

